

# How to release birds caught in hooks




## 1 Bring the bird aboard



Stop or slow the boat and gently lift the bird by using a hand net; avoid pulling the line.


## Material required



## 2 Handle the bird with caution

### Small bird

hold the bird with both hands, keeping its wings folded and pressing lightly



### Medium-sized bird

hold with one hand the upper part of the neck firmly but gently; grasp the wing tips, tail and legs with the other hand.

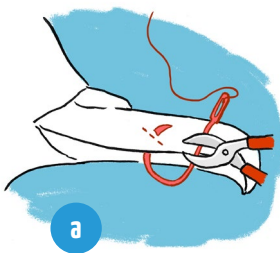
### Large bird

Wrap the bird using a towel, keeping the wings held against its body. Hold the neck from back part.

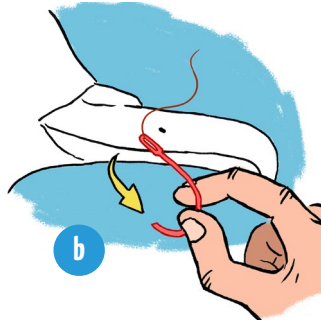


To facilitate the removal of the hook, introduce the bird in a cloth bag, keeping the wings folded and the head outside


## 3 Remove the hook



Cut the tip of the hook using pliers. If it were not possible, cut the other extreme (hook eye).




Pull the hook back out with your hand or using pliers.



If the bird has swallowed the hook don't try to remove it; cut the line as close as possible to the bill.

## 4 Release the bird



If the bird is in bad condition, keep it in a ventilated box or bin in a quiet place until it shows signs of recovery (alert and holding its head up).



Release the bird directly on the water or from one side of the vessel, windwards.

I case of capture, please report it. You may use the **BYCATCH** o [seo@seo.org](mailto:seo@seo.org)



**BYCATCH**

Pay particular attention to any rings and other tags

Illustrator: Raul Deamo